



Freight in London:

Building on the Olympic Legacy

pteg Conference, London
26 September 2014

Tim Ward, Freight and Fleet Team, Transport for London

Freight in London

	Million tonnes	Percent
Road	137.0	88.0%
Rail	7.8	5.0%
Water (River)	8.7	5.6%
Water (Canals)	0.3	0.2%
Air	1.8	1.2%

Freight = 16% of London's road traffic
(HGV 3%, vans 13%)
(compared with 1.7% buses)

Freight employs 5% of London's workforce

24% of CO₂ from road transport

On a typical weekday in London

- 281,000 journeys/day: delivering to 290,000 businesses and 8.2m residents
- travelling approximately 13 million kilometres, and
- approximately 80% of this occurs between 06:00 and 18:00




London 2012 – Olympic Games




- The world's largest peacetime logistical event
 - 203 countries
 - 55,000 people in the Olympic Family including:
 - 17,800 athletes and team officials
 - 5,000 Olympic Family officials
 - 22,000 media
 - Over 8.5 million tickets sold
 - Huge road and passenger transport challenges
- ... and no single source of information!

2012 Games – Road Freight Programme

- Freight Forum: working with industry
- Raise awareness
 - Advice Programme
 - Workshops
 - Advertising and emails
- The Four Rs:
 - **Reduce**
 - **Retime**
 - **Reroute**
 - **Revise mode**






How will your deliveries be made during the Games?



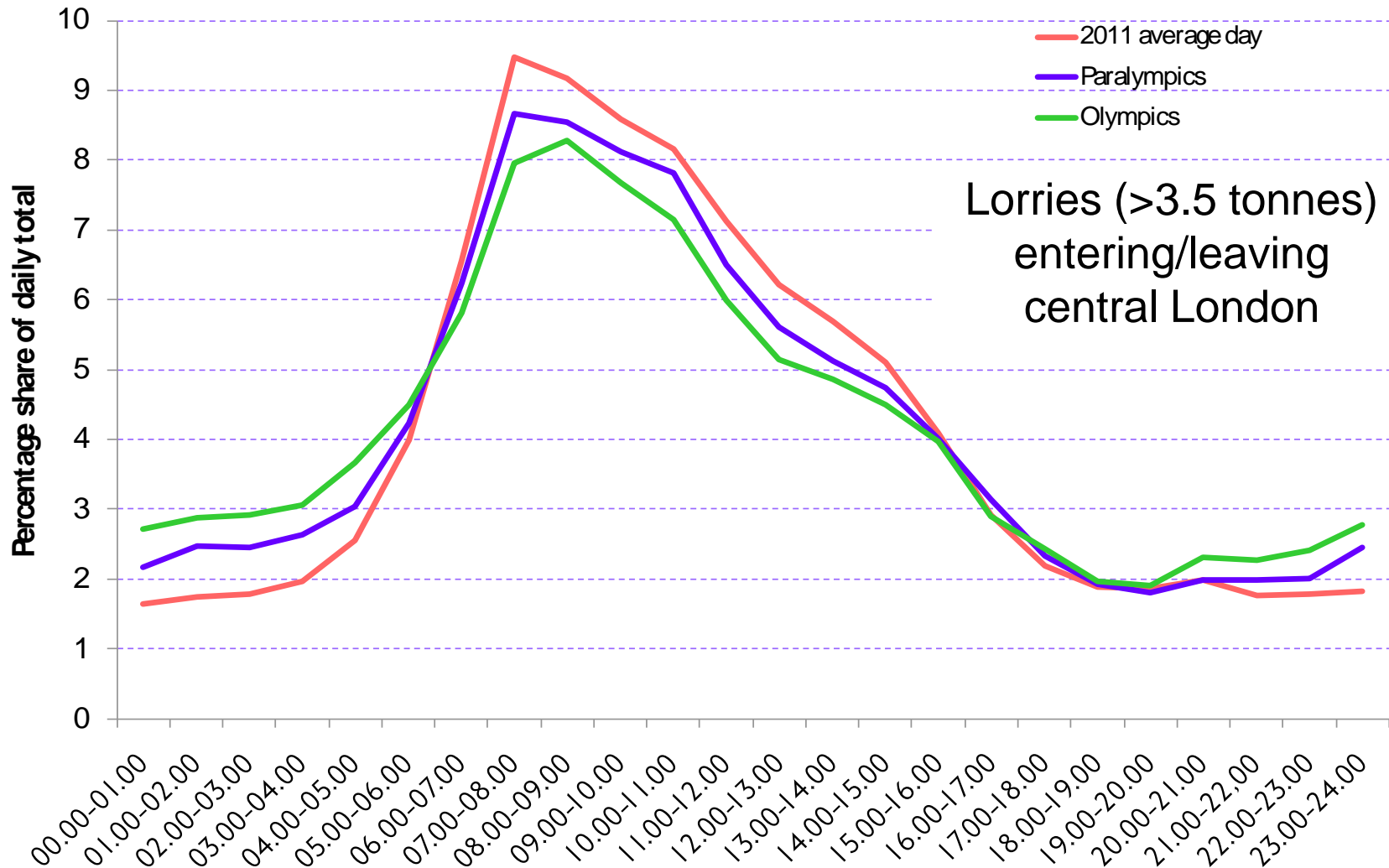
Temporary road restrictions will affect deliveries in certain areas of London and around other UK Games venues from 25 July for the Olympic Games and 27 August for the Paralympic Games. To keep your business moving, make your plan now. Find out how at tfl.gov.uk/2012Freight

Working together:



Settle roads, reliable journeys, informed travellers

Success!



Lessons learnt

- Extensive engagement:
 - Political
 - Industry
 - Regulators
 - Businesses making or receiving deliveries
- Using industry language to encourage:
 - Out-of-hours deliveries
 - More and better route planning
 - Collaboration between businesses
 - Consolidation
 - Revising delivery mode
 - Customer understanding of supply chain: “Conscious procurement”

How will your delivery be affected by the Games?

In the future?

AVOID KNOW GAMES LANES THE PLAN FOR ROAD RESTRICTIONS ORN ALLOW EXTRA JOURNEY TIME USE ALTERNATIVE ROUTES ENCOURAGE EARLY ORDERING

Temporary road changes and congestion will affect deliveries in certain parts of London and around other UK Games venues from 25 July (Olympic Games) and 27 August (Paralympic Games). For help planning deliveries, visit tfl.gov.uk/2012Freight

MAYOR OF LONDON HIGHWAYS AGENCY Transport for London



Business as usual?

The Games were a 'burning platform'

Business

- Costs
- Service
- Reputation
- Delivery reliability

Authority

- Air quality
- Congestion
- Cyclist and pedestrian safety
- Journey time reliability

But they are not the end of the story



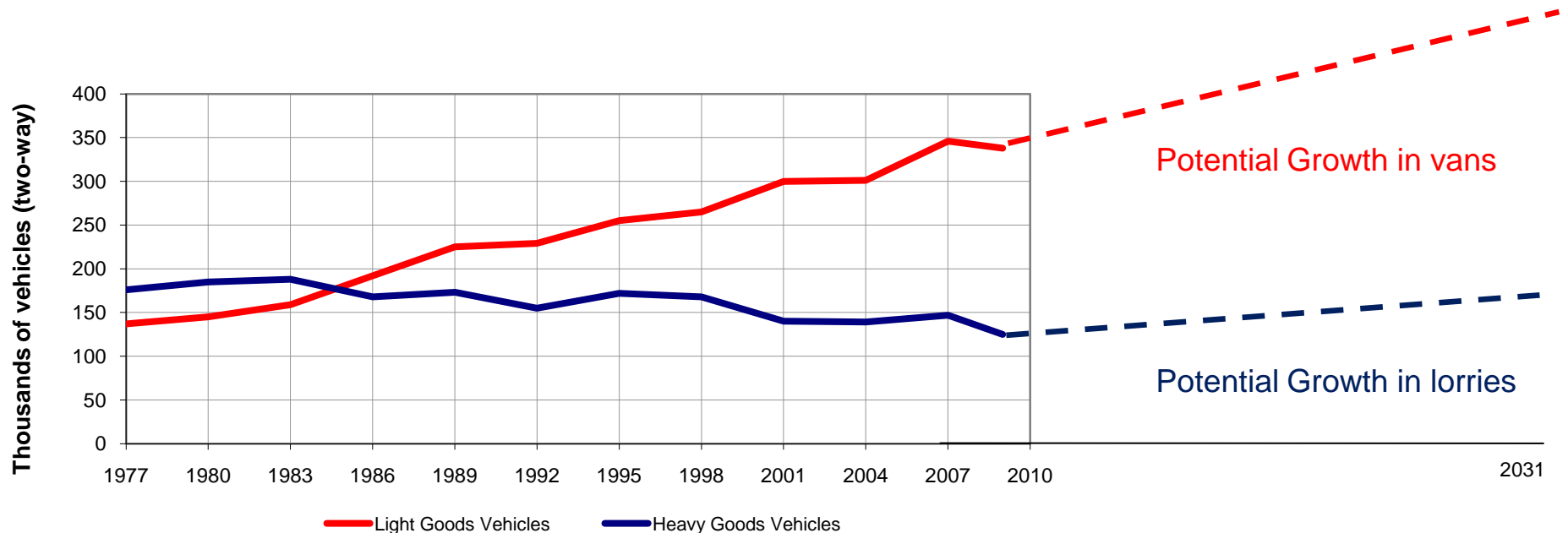
London is changing



- Population is due to reach 10m by 2031
- Employment set to grow by 14% in next 20 years
- If unchecked, congestion will also go up by 14 per cent – both centred on Central and East London
- Mayor's ambition to increase number of cyclists means more changes to some streets
- Roads Task Force – increasing the need to do more sooner

And freight is changing too

- Demand for goods & services will rise in line with population
- Industry changes: internet ordering, port-centric logistics



Greater London boundary daily crossings (24 hour flows)

- And there is a higher political profile for freight



Delivering a road freight legacy



Delivering a road freight legacy

Working together for safer, greener
and more efficient deliveries in London

MAYOR OF LONDON

Transport for London



- Developed through collaboration with the Industry
- Builds on 2012 Games legacy
- Embeds ongoing work
- Establishing an Out-of-Hours consortium
- 2 year Programme aligned to other activity
- Informs the long-term freight strategy

www.tfl.gov.uk/freightlegacy



Freight Futures – commitments to London

- Work with the boroughs, the freight industry and their customers
- Support London's economy and ensure future policies support growth
- Shift deliveries, collections and servicing activities to outside peak periods –24/7 where possible – in Central London and areas of major development
- Introduce a step-change in road safety through vehicle design and driver behaviour
- Publish the new Freight Strategy for London in 2015



Our Direction of Travel

- Our new strategy needs to look ahead as far as 2031
- Preliminary discussions earlier this year
- Needs to consider
 - Movement v place
 - Economic impact
- A mixture of voluntary, incentives and regulation
- Further engagement with industry



CLOCS

Standard for construction logistics

Managing work related road risk



Looking out for vulnerable road users

- Construction industry-led initiative to revolutionise the management of work related road safety
- Delivered through three workstreams:



Improving vehicle safety



Addressing the safety imbalance



Encouraging wider adoption of best practice

- Common national '*Standard for construction logistics*' developed by the industry from 11 different standards
- 57 organisations signed up to be CLOCS Champions, implementing the Standard – majority UK wide

www.clocs.org.uk



Fleet Operator Recognition Scheme (FORS)

- ⊙ FORS is a unique industry led accreditation scheme which:
 - ⊙ Helps operators to measure and monitor performance
 - ⊙ Helps operators to ensure and demonstrate lawfulness and best practice
 - ⊙ Links to responsible procurement
- ⊙ Now recognised as 'the' national transport recognition scheme



Bronze	2,000 operators	150,000 vehicles
Silver	165 operators	19,000 vehicles
Gold	30 operators	13,000 vehicles

Current accredited operators – 25 October 2015

- ⊙ Nationally, many customers now require fleet operators to provide a demonstration of a commitment to sustainable fleet activities
- ⊙ FORS shows this commitment = FORS is now a contractual requirement
- ⊙ FORS offer real competitive advantage



Recommendations & lessons learned

- Establish a freight team (share expertise with others)
- Set up a freight forum with key industry stakeholders
- Collect and analyse data to understand what is happening in your city/region – Evidence!
- Sign up to FORS and progress through the standards
- Introduce Work Related Road Risk (WRRR) requirements in new contracts



Conclusion: balance and collaboration

- **Striking balances is key to success**
- **Engagement and partnership is key**
- **Is London unique? We can learn from others cities in the UK and across the world**
- **Events – www.quietcities.com - 25/26 November**
- **Let's keep talking**



Thank you

Tim Ward

Freight and Fleet Team
Transport for London

www.tfl.gov.uk/freight

timward@tfl.gov.uk

